



SUPPORT CLASS RESULTS

AUSTRALIAN SUPERSPORT CHAMPIONSHIP

Date: 23/02/18
 Event: Q03
 Weather: Rain stopping - Temp: 25.3C
 Track: Very wet - Wet - Temp: 32.5C

Qualifying

Started at: 14:05:51
 Laps: 15 Min
 Starters: 17
 Printed at: 14:55

PROVISIONAL CLASSIFICATION

Pos	No	Gr	Name	Machine	Fastest Lap	On Lap	Behind Prev	Behind Leader	Top Speed
1	12	B	Broc PEARSON (QLD)	Yamaha YZF-R6	1:50.261	5 of 5			249
2	23	A	Cru HALLIDAY (NSW) / Yamaha Racing Team	Yamaha YZF-R6	1:50.306	7 of 7	.045	.045	251
3	49	A	Brendan CLARKE (QLD) / Champions Ride Days Race Team	Kawasaki ZX6R	1:51.218	8 of 8	.912	.957	247
4	47	A	Giuseppe SCARCELLA (NSW) / BCPerformance Junior Team	Kawasaki ZX6R	1:51.311	8 of 8	.093	1.050	244
5	7	C	Tom TOPARIS (QLD) / Cube Racing	Kawasaki ZX6R	1:51.686	7 of 7	.375	1.425	250
6	20	?	Damon REES (NZ) / Carl Cox M-sports / Tony Rees M-cycles / Honda	Honda CBR RR	1:51.853	7 of 7	.167	1.592	242
7	27	B	Nic LIMINTON (SA)	Yamaha YZF-R6	1:52.111	8 of 8	.258	1.850	247
8	46	B	Aidan HAYES (QLD) / Cube Racing	Kawasaki ZX6R	1:52.227	7 of 8	.116	1.966	250
9	851	B	Ty LYNCH (SA) / Adelaide Motorcycle Recovery / Neville Lush Racing	Yamaha YZF-R6	1:53.312	7 of 8	1.085	3.051	246
10	14	C	Matt BARTON (VIC) / Blue Marlin Pools East / Dolphin Fencing	Yamaha YZF-R6	1:53.686	6 of 6	.374	3.425	248
11	39	C	Scott NICHOLSON (VIC) / NextGen Motorsports	Suzuki GSX-R	1:54.558	8 of 8	.872	4.297	242
12	41	?	Max CROKER (NSW) / Mat Mladin / Suzuki Australia	Suzuki GSX-R	1:54.954	5 of 7	.396	4.693	251
13	86	C	Dallas SKEER (SA) / Penrite Oils / Ron Angel Classic Racing	Suzuki GSX-R	1:55.978	7 of 7	1.024	5.717	233
14	22	A	Zackary JOHNSON (VIC) / Bill Lambert MBW / NZI Helmets / Rebuilder / RTR	Yamaha YZF-R6	1:55.986	5 of 5	.008	5.725	242
15	61	C	Rhys BELLING (VIC) / LXI Racing	Yamaha YZF-R6	1:56.534	6 of 7	.548	6.273	245
16	84	A	Thomas BRYDEN (NSW) / DID Chains / JT Sprokets / Ipone / YRD	Yamaha YZF-R6	1:56.740	7 of 8	.206	6.479	247
17	96	A	Luke MITCHELL (NSW)	Yamaha YZF-R6	1:59.394	7 of 7	2.654	9.133	245

Current best lap for SS class - 1:35.330 by Mark CHIODO (VIC) on a Triumph Daytona set on 07/10/17

*** ALL RIDERS QUALIFY ***

*** No. 52 (Ryan TAYLOR) & 371 (Scott CHAPMAN) - DID NOT QUALIFY BUT PERMITTED TO START AT REAR OF GRID ***

*** No. 22 (Zackary JOHNSON) TO START REAR OF GRID DUE TO PRACTICE RULE INFRINGEMENT ***

The results are provisional until the end of the time limit for protests and appeals.

Chief Time Keeper - Scott Laing

Clerk of Course - Tom Williams



Computime Race Timing Systems Pty Ltd © 1996
 Licensed to Computime Race Timing Systems

COMPUTIME RACE TIMING SYSTEMS PTY LTD
www.computime.com.au

9 Timber Lane, Glen Waverley Vic 3150. Ph: 0418 17 13 17

E-mail: scott@computime.com.au





SUPPORT CLASS RESULTS

AUSTRALIAN SUPERSPORT CHAMPIONSHIP

Qualifying

Date: 23/02/18
 Event: Q03
 Weather: Rain stopping - Temp: 25.3C
 Track: Very wet - Wet - Temp: 32.5C

Started at: 14:05:51
 Laps: 15 Min
 Starters: 17
 Printed at: 14:55

PROVISIONAL LAP TIMES

No	Name	Lap 1	Lap 2	Lap 3	Lap 4	Lap 5	Lap 6	Lap 7	Lap 8
7	Tom TOPARIS (QLD)	2:11.489	1:59.834	1:55.865	1:54.647	1:52.305	1:51.780	<u>1:51.686</u>	
12	Broc PEARSON (QLD)	2:14.988	1:55.784	1:53.014	1:51.351	<u>1:50.261</u>			
14	Matt BARTON (VIC)	2:11.587	1:59.303	1:56.109	1:54.550	1:54.066	<u>1:53.686</u>		
20	Damon REES (NZ)	2:09.775	2:01.121	1:57.029	1:54.860	1:53.274	1:52.404	<u>1:51.853</u>	
22	Zackary JOHNSON (VIC)	2:13.207	1:57.730	3:09.782	2:02.604	<u>1:55.986</u>			
23	Cru HALLIDAY (NSW)	2:11.606	1:59.070	1:55.837	1:51.915	1:51.916	1:51.768	<u>1:50.306</u>	
27	Nic LIMINTON (SA)	2:27.838	2:00.572	1:57.342	1:56.450	1:55.642	1:54.393	2:00.595	<u>1:52.111</u>
39	Scott NICHOLSON (VIC)	2:11.358	2:00.313	1:58.475	1:56.997	1:57.700	1:55.369	1:54.979	<u>1:54.558</u>
41	Max CROKER (NSW)	2:08.561	3:42.745	2:00.245	2:01.477	<u>1:54.954</u>	1:56.433	2:09.397	
46	Aidan HAYES (QLD)	2:10.043	1:58.957	1:55.379	1:53.736	1:53.769	1:54.331	<u>1:52.227</u>	1:55.211
47	Giuseppe SCARCELLA (NSW)	2:13.703	2:00.669	1:57.013	1:53.485	1:53.132	1:54.347	1:52.065	<u>1:51.311</u>
49	Brendan CLARKE (QLD)	2:08.625	1:57.447	1:53.158	1:52.635	2:31.828	1:52.346	1:52.288	<u>1:51.218</u>
61	Rhys BELLING (VIC)	2:10.945	2:00.612	1:57.309	3:46.712	2:01.649	<u>1:56.534</u>	1:59.075	
84	Thomas BRYDEN (NSW)	2:19.857	2:03.851	1:59.860	1:58.790	1:57.686	1:58.068	<u>1:56.740</u>	1:58.253
86	Dallas SKEER (SA)	2:19.715	2:00.978	1:59.273	1:58.704	1:57.961	1:56.071	<u>1:55.978</u>	
96	Luke MITCHELL (NSW)	2:17.952	2:03.293	2:02.378	2:04.172	2:01.860	2:00.382	<u>1:59.394</u>	
851	Ty LYNCH (SA)	2:12.064	1:59.850	1:57.295	1:56.025	1:54.114	1:55.777	<u>1:53.312</u>	1:54.529

*** ALL RIDERS QUALIFY ***

*** No. 52 (Ryan TAYLOR) & 371 (Scott CHAPMAN) - DID NOT QUALIFY BUT PERMITTED TO START AT REAR OF GRID ***

*** No. 22 (Zackary JOHNSON) TO START REAR OF GRID DUE TO PRACTICE RULE INFRINGEMENT ***

The results are provisional until the end of the time limit for protests and appeals.


 Chief Time Keeper - Scott Laing


 Clerk of Course - Tom Williams



Computime Race Timing Systems Pty Ltd © 1996
 Licensed to Computime Race Timing Systems

COMPUTIME RACE TIMING SYSTEMS PTY LTD
www.computime.com.au

9 Timber Lane, Glen Waverley Vic 3150. Ph: 0418 17 13 17

E-mail: scott@computime.com.au





SUPPORT CLASS RESULTS

AUSTRALIAN SUPERSPORT CHAMPIONSHIP

Qualifying

Date: 23/02/18
 Event: Q03
 Weather: Rain stopping - Temp: 25.3C
 Track: Very wet - Wet - Temp: 32.5C

Started at: 14:05:51
 Laps: 15 Min
 Starters: 17
 Printed at: 14:55

PROVISIONAL SPLIT TIMES

Lap	Split 1	Split 2	Split 3	Split 4	Lap Time	Spd	Lap	Split 1	Split 2	Split 3	Split 4	Lap Time	Spd
7 Tom TOPARIS (QLD) (5th)							2	29.257	34.874	22.637	32.302	1:59.070	233
1	36.284	37.203	23.970	34.032	2:11.489 P		3	27.933	34.182	22.284	31.438	1:55.837	248
2	29.154	35.088	22.645	32.947	1:59.834	230	4	27.194	32.480	21.462	30.779	1:51.915	249
3	28.246	33.690	22.160	31.769	1:55.865	235	5	26.856	32.592	21.501	30.967	1:51.916	251
4	27.320	33.495	22.395	31.437	1:54.647	245	6	26.545	32.166	21.264	31.793	1:51.768	249
5	27.136	32.752	21.502	30.915	1:52.305	248	7	26.363	32.094	21.178	30.671	1:50.306	250
6	26.904	32.539	21.344	30.993	1:51.780	250	27 Nic LIMINTON (SA) (7th)						
7	27.128	32.474	21.248	30.836	1:51.686	247	1	36.505	53.570	23.986	33.777	2:27.838 P	
12 Broc PEARSON (QLD) (1st)							2	29.291	36.056	22.301	32.924	2:00.572	229
1	34.239	37.126	28.786	34.837	2:14.988 P		3	27.920	34.852	21.814	32.756	1:57.342	242
2	28.072	33.983	22.239	31.490	1:55.784	245	4	27.792	34.496	21.954	32.208	1:56.450	247
3	27.050	33.233	21.505	31.226	1:53.014	249	5	26.986	33.992	22.347	32.317	1:55.642	247
4	26.608	32.859	21.112	30.772	1:51.351	248	6	27.352	33.881	21.576	31.584	1:54.393	243
5	26.401	32.103	21.079	30.678	1:50.261	248	7	28.646	36.289	22.199	33.461	2:00.595	241
14 Matt BARTON (VIC) (10th)							8	26.754	32.822	21.327	31.208	1:52.111	246
1	37.312	37.880	23.486	32.909	2:11.587 P		39 Scott NICHOLSON (VIC) (11th)						
2	28.919	35.175	22.927	32.282	1:59.303	236	1	34.937	39.328	24.146	32.947	2:11.358 P	
3	28.231	34.298	22.175	31.405	1:56.109	247	2	28.844	35.722	22.977	32.770	2:00.313	239
4	27.601	33.828	21.858	31.263	1:54.550	245	3	28.525	34.861	22.637	32.452	1:58.475	242
5	27.431	33.483	21.632	31.520	1:54.066	248	4	28.236	34.332	22.387	32.042	1:56.997	236
6	27.533	33.359	21.682	31.112	1:53.686	242	5	28.006	35.076	22.485	32.133	1:57.700	242
20 Damon REES (NZ) (6th)							6	27.597	34.492	21.719	31.561	1:55.369	242
1	35.439	36.466	24.170	33.700	2:09.775 P		7	27.640	33.897	21.831	31.611	1:54.979	234
2	29.528	35.578	23.423	32.592	2:01.121	215	8	27.721	33.435	21.814	31.588	1:54.558	242
3	28.524	33.882	22.626	31.997	1:57.029	235	41 Max CROKER (NSW) (12th)						
4	27.810	33.459	22.141	31.450	1:54.860	236	1	34.838	36.486	22.732	34.505	2:08.561 P	
5	27.515	32.911	21.727	31.121	1:53.274	235	2	29.660	35.512	24.730	2:12.843	3:42.745	199
6	27.584	32.626	21.475	30.719	1:52.404	241	3	31.226	33.471	22.008	33.540	2:00.245 P	
7	27.529	32.361	21.316	30.647	1:51.853	234	4	30.256	35.125	22.937	33.159	2:01.477	180
22 Zackary JOHNSON (VIC) (14th)							5	28.449	33.198	22.092	31.215	1:54.954	215
1	36.477	39.734	24.064	32.932	2:13.207 P		6	26.459	34.099	22.875	33.000	1:56.433	251
2	28.477	35.074	22.371	31.808	1:57.730	241	7	27.421	44.370	25.041	32.565	2:09.397	213
3	27.557	33.723	21.757	1:46.745	3:09.782	240	46 Aidan HAYES (QLD) (8th)						
4	33.191	34.697	22.180	32.536	2:02.604 P		1	34.385	37.111	25.181	33.366	2:10.043 P	
5	27.447	33.455	21.806	33.278	1:55.986	242	2	28.017	35.455	23.170	32.315	1:58.957	243
23 Cru HALLIDAY (NSW) (2nd)							3	27.474	34.093	22.026	31.786	1:55.379	247
1	34.895	37.895	24.391	34.425	2:11.606 P		4	27.073	33.150	21.918	31.595	1:53.736	250
							5	26.874	33.423	22.001	31.471	1:53.769	248

Scott Laing
 Chief Time Keeper - Scott Laing

Tom Williams
 Clerk of Course - Tom Williams



Computime Race Timing Systems Pty Ltd © 1996
 Licensed to Computime Race Timing Systems
COMPUTIME RACE TIMING SYSTEMS PTY LTD
www.computime.com.au

9 Timber Lane, Glen Waverley Vic 3150. Ph: 0418 17 13 17

E-mail: scott@computime.com.au





SUPPORT CLASS RESULTS

AUSTRALIAN SUPERSPORT CHAMPIONSHIP

Qualifying

Date: 23/02/18
 Event: Q03
 Weather: Rain stopping - Temp: 25.3C
 Track: Very wet - Wet - Temp: 32.5C

Started at: 14:05:51
 Laps: 15 Min
 Starters: 17
 Printed at: 14:55

PROVISIONAL SPLIT TIMES

Lap	Split 1	Split 2	Split 3	Split 4	Lap Time	Spd	Lap	Split 1	Split 2	Split 3	Split 4	Lap Time	Spd
6	26.696	33.346	22.682	31.607	1:54.331	248	3	28.750	35.275	23.152	32.683	1:59.860	247
7	26.820	32.716	21.387	31.304	1:52.227	245	4	28.501	34.530	23.199	32.560	1:58.790	244
8	26.499	34.790	21.787	32.135	1:55.211	247	5	28.294	34.436	22.767	32.189	1:57.686	244
47 Giuseppe SCARCELLA (NSW) (4th)							6	28.260	34.506	22.593	32.709	1:58.068	245
1	36.762	38.194	24.774	33.973	2:13.703 P		7	28.227	34.105	22.361	32.047	1:56.740	245
2	29.403	35.394	23.268	32.604	2:00.669	226	8	27.990	34.929	23.315	32.019	1:58.253	245
3	28.522	34.079	22.597	31.815	1:57.013	238	86 Dallas SKEER (SA) (13th)						
4	27.588	33.047	21.768	31.082	1:53.485	244	1	34.275	46.873	24.587	33.980	2:19.715 P	
5	27.419	32.898	21.703	31.112	1:53.132	244	2	29.795	35.758	23.195	32.230	2:00.978	216
6	27.116	33.784	22.163	31.284	1:54.347	243	3	28.724	34.789	23.225	32.535	1:59.273	224
7	26.921	32.513	21.789	30.842	1:52.065	243	4	28.517	34.430	22.995	32.762	1:58.704	229
8	26.787	32.513	21.160	30.851	1:51.311	244	5	28.414	34.252	22.775	32.520	1:57.961	232
49 Brendan CLARKE (QLD) (3rd)							6	28.081	33.957	22.405	31.628	1:56.071	233
1	34.805	36.176	24.251	33.393	2:08.625 P		7	27.806	33.609	22.606	31.957	1:55.978	233
2	28.542	34.371	22.711	31.823	1:57.447	235	96 Luke MITCHELL (NSW) (17th)						
3	27.336	32.847	21.777	31.198	1:53.158	246	1	38.995	39.217	24.644	35.096	2:17.952 P	
4	26.922	32.616	21.975	31.122	1:52.635	247	2	29.421	36.653	23.627	33.592	2:03.293	242
5	27.089	1:07.860	25.380	31.499	2:31.828	244	3	29.544	36.188	23.264	33.382	2:02.378	243
6	27.284	32.633	21.566	30.863	1:52.346	241	4	29.047	38.291	23.283	33.551	2:04.172	234
7	27.255	32.774	21.501	30.758	1:52.288	243	5	29.016	35.623	22.973	34.248	2:01.860	242
8	26.709	32.372	21.371	30.766	1:51.218	246	6	29.165	35.248	22.850	33.119	2:00.382	242
61 Rhys BELLING (VIC) (15th)							7	28.784	34.979	22.621	33.010	1:59.394	245
1	35.131	37.681	24.331	33.802	2:10.945 P		851 Ty LYNCH (SA) (9th)						
2	29.092	35.707	23.202	32.611	2:00.612	241	1	37.076	37.579	24.026	33.383	2:12.064 P	
3	28.101	34.212	22.292	32.704	1:57.309	245	2	28.950	35.630	22.820	32.450	1:59.850	234
4	28.121	34.733	23.035	2:20.823	3:46.712	242	3	27.982	34.892	22.207	32.214	1:57.295	239
5	32.382	34.564	22.514	32.189	2:01.649 P		4	27.735	34.459	22.091	31.740	1:56.025	243
6	27.263	33.790	22.480	33.001	1:56.534	243	5	27.169	33.630	21.479	31.836	1:54.114	246
7	28.020	34.925	22.649	33.481	1:59.075	241	6	27.844	34.518	21.805	31.610	1:55.777	241
84 Thomas BRYDEN (NSW) (16th)							7	27.183	33.671	21.389	31.069	1:53.312	245
1	38.299	41.637	25.474	34.447	2:19.857 P		8	26.672	33.775	21.761	32.321	1:54.529	246
2	30.222	37.005	23.592	33.032	2:03.851	244							

*** ALL RIDERS QUALIFY ***

*** No. 52 (Ryan TAYLOR) & 371 (Scott CHAPMAN) - DID NOT QUALIFY BUT PERMITTED TO START AT REAR OF GRID ***

*** No. 22 (Zackary JOHNSON) TO START REAR OF GRID DUE TO PRACTICE RULE INFRINGEMENT ***

The results are provisional until the end of the time limit for protests and appeals.

Chief Time Keeper - Scott Laing


Clerk of Course - Tom Williams



Computime Race Timing Systems Pty Ltd © 1996
 Licensed to Computime Race Timing Systems
COMPUTIME RACE TIMING SYSTEMS PTY LTD
www.computime.com.au

9 Timber Lane, Glen Waverley Vic 3150. Ph: 0418 17 13 17

E-mail: scott@computime.com.au





SUPPORT CLASS RESULTS
AUSTRALIAN SUPERSPORT CHAMPIONSHIP

Qualifying

Date: 23/02/18
 Event: Q03
 Weather: Rain stopping - Temp: 25.3C
 Track: Very wet - Wet - Temp: 32.5C

Started at: 14:05:51
 Laps: 15 Min
 Starters: 17
 Printed at: 14:55

PROVISIONAL FASTEST LAPS SEQUENCE

Race Time	No	Name	Machine	Fastest Lap	On Lap
2:17.281	49	Brendan CLARKE (QLD)	Kawasaki ZX6R	2:08.625	1
2:47.703	41	Max CROKER (NSW)	Suzuki GSX-R	2:08.561	1
4:14.728	49	Brendan CLARKE (QLD)	Kawasaki ZX6R	1:57.447	2
4:17.952	12	Broc PEARSON (QLD)	Yamaha YZF-R6	1:55.784	2
6:07.886	49	Brendan CLARKE (QLD)	Kawasaki ZX6R	1:53.158	3
6:10.966	12	Broc PEARSON (QLD)	Yamaha YZF-R6	1:53.014	3
8:00.521	49	Brendan CLARKE (QLD)	Kawasaki ZX6R	1:52.635	4
8:02.317	12	Broc PEARSON (QLD)	Yamaha YZF-R6	1:51.351	4
9:52.578	12	Broc PEARSON (QLD)	Yamaha YZF-R6	1:50.261	5


*** ALL RIDERS QUALIFY ***

*** No. 52 (Ryan TAYLOR) & 371 (Scott CHAPMAN) - DID NOT QUALIFY BUT PERMITTED TO START AT REAR OF GRID ***

*** No. 22 (Zackary JOHNSON) TO START REAR OF GRID DUE TO PRACTICE RULE INFRINGEMENT ***

The results are provisional until the end of the time limit for protests and appeals.


 Chief Time Keeper - Scott Laing


 Clerk of Course - Tom Williams




Computime Race Timing Systems Pty Ltd © 1996
 Licensed to Computime Race Timing Systems
COMPUTIME RACE TIMING SYSTEMS PTY LTD
www.computime.com.au

9 Timber Lane, Glen Waverley Vic 3150. Ph: 0418 17 13 17

E-mail: scott@computime.com.au





SUPPORT CLASS RESULTS

AUSTRALIAN SUPERSPORT CHAMPIONSHIP

Qualifying

Date: 23/02/18
 Event: Q03
 Weather: Rain stopping - Temp: 25.3C
 Track: Very wet - Wet - Temp: 32.5C

Started at: 14:05:51
 Laps: 15 Min
 Starters: 17
 Printed at: 14:55

PROVISIONAL BEST PARTIAL TIMES

Pos	Split 1		Split 2		Split 3		Split 4		LAP		Ideal	Fastest
	Name	Time	Name	Time	Name	Time	Name	Time	Name	Time		
1	C. HALLIDAY	26.363	C. HALLIDAY	32.094	B. PEARSON	21.079	D. REES	30.647	B. PEARSON	1:50.261	1:50.261	
2	B. PEARSON	26.401	B. PEARSON	32.103	G. SCARCELLA	21.160	C. HALLIDAY	30.671	C. HALLIDAY	1:50.306	1:50.306	
3	M. CROKER	26.459	D. REES	32.361	C. HALLIDAY	21.178	B. PEARSON	30.678	B. CLARKE	1:51.210	1:51.218	
4	A. HAYES	26.499	B. CLARKE	32.372	T. TOPARIS	21.248	B. CLARKE	30.758	G. SCARCELL	1:51.302	1:51.311	
5	T. LYNCH	26.672	T. TOPARIS	32.474	D. REES	21.316	T. TOPARIS	30.836	T. TOPARIS	1:51.462	1:51.686	
6	B. CLARKE	26.709	G. SCARCELLA	32.513	N. LIMINTON	21.327	G. SCARCELLA	30.842	D. REES	1:51.839	1:51.853	
7	N. LIMINTON	26.754	A. HAYES	32.716	B. CLARKE	21.371	T. LYNCH	31.069	A. HAYES	1:51.906	1:52.227	
8	G. SCARCELLA	26.787	N. LIMINTON	32.822	A. HAYES	21.387	M. BARTON	31.112	N. LIMINTON	1:52.111	1:52.111	
9	T. TOPARIS	26.904	M. CROKER	33.198	T. LYNCH	21.389	N. LIMINTON	31.208	T. LYNCH	1:52.760	1:53.312	
10	R. BELLING	27.263	M. BARTON	33.359	M. BARTON	21.632	M. CROKER	31.215	M. CROKER	1:52.880	1:54.954	
11	M. BARTON	27.431	S. NICHOLSON	33.435	S. NICHOLSON	21.719	A. HAYES	31.304	M. BARTON	1:53.534	1:53.686	
12	Z. JOHNSON	27.447	Z. JOHNSON	33.455	Z. JOHNSON	21.757	S. NICHOLSON	31.561	S. NICHOLSON	1:54.312	1:54.558	
13	D. REES	27.515	D. SKEER	33.609	M. CROKER	22.008	D. SKEER	31.628	Z. JOHNSON	1:54.467	1:55.986	
14	S. NICHOLSON	27.597	T. LYNCH	33.630	R. BELLING	22.292	Z. JOHNSON	31.808	D. SKEER	1:55.448	1:55.978	
15	D. SKEER	27.806	R. BELLING	33.790	T. BRYDEN	22.361	T. BRYDEN	32.019	R. BELLING	1:55.534	1:56.534	
16	T. BRYDEN	27.990	T. BRYDEN	34.105	D. SKEER	22.405	R. BELLING	32.189	T. BRYDEN	1:56.475	1:56.740	
17	L. MITCHELL	28.531	L. MITCHELL	34.979	L. MITCHELL	22.621	L. MITCHELL	33.010	L. MITCHELL	1:59.141	1:59.394	

*** ALL RIDERS QUALIFY ***

*** No. 52 (Ryan TAYLOR) & 371 (Scott CHAPMAN) - DID NOT QUALIFY BUT PERMITTED TO START AT REAR OF GRID ***

*** No. 22 (Zackary JOHNSON) TO START REAR OF GRID DUE TO PRACTICE RULE INFRINGEMENT ***

The results are provisional until the end of the time limit for protests and appeals.


 Chief Time Keeper - Scott Laing


 Clerk of Course - Tom Williams



Computime Race Timing Systems Pty Ltd © 1996
 Licensed to Computime Race Timing Systems

COMPUTIME RACE TIMING SYSTEMS PTY LTD
www.computime.com.au

9 Timber Lane, Glen Waverley Vic 3150. Ph: 0418 17 13 17

E-mail: scott@computime.com.au





SUPPORT CLASS RESULTS

AUSTRALIAN SUPERSPORT CHAMPIONSHIP

Date: 23/02/18
 Event: Q03
 Weather: Rain stopping - Temp: 25.3C
 Track: Very wet - Wet - Temp: 32.5C

Started at: 14:05:51
 Laps: 15 Min
 Starters: 17
 Printed at: 14:55

PROVISIONAL GRID SHEET



1	12 B. PEARSON 1:50.261	23 C. HALLIDAY 1:50.306	49 B. CLARKE 1:51.218
2	47 G. SCARCELLA 1:51.311	7 T. TOPARIS 1:51.686	20 D. REES 1:51.853
3	27 N. LIMINTON 1:52.111	46 A. HAYES 1:52.227	851 T. LYNCH 1:53.312
4	14 M. BARTON 1:53.686	39 S. NICHOLSON 1:54.558	41 M. CROKER 1:54.954
5	86 D. SKEER 1:55.978	61 R. BELLING 1:56.534	84 T. BRYDEN 1:56.740
6	96 L. MITCHELL 1:59.394	22 Z. JOHNSON 1:55.986	52 R. TAYLOR
7	371 S. CHAPMAN		

*** ALL RIDERS QUALIFY ***

*** No. 52 (Ryan TAYLOR) & 371 (Scott CHAPMAN) - DID NOT QUALIFY BUT PERMITTED TO START AT REAR OF GRID ***

*** No. 22 (Zackary JOHNSON) TO START REAR OF GRID DUE TO PRACTICE RULE INFRINGEMENT ***

The results are provisional until the end of the time limit for protests and appeals.

Chief Time Keeper - Scott Laing

Clerk of Course - Tom Williams



Computime Race Timing Systems Pty Ltd © 1996
 Licensed to Computime Race Timing Systems

COMPUTIME RACE TIMING SYSTEMS PTY LTD
www.computime.com.au

9 Timber Lane, Glen Waverley Vic 3150. Ph: 0418 17 13 17

E-mail: scott@computime.com.au

